



## Sparklezilla Winter Issue 2010 Table of Contents:

Cover by Steve Kemple

- JJapander2 from Natsuko Dyer pg 4
- A True Time by Lindsey M Whittle pg 6
- Cocktail Hour by Liz Moser pg 7
- A Pilgrimage to Alabama by Mike Schmitz pg 11
- Lights, Music, Action: A candid interview with Jeff Blanchet about the Blanchet Family Light Display by Lindsey M Whittle pg 15
- Ninja Sounds by Lindsey M Whittle pg 19
- Drawing Love by Lindsey M Whittle pg 27
- My Favorite Shows of the 1980's part 2 by Robert Langenderfer pg 31
- STXX WAXX: The Art Experience by Lindsey M Whittle
- Vamo's Cooking from Japan pg 39
- Snow Coloring Book pg 43
- Check out artworks by:
  - August Garofoli pg 9
  - Molly Donnermeyer pg 20
  - Jenn Struckman pg 26



Incase of Joker attack

# Top 10 ways to stay Positive 1

By Lindsey M. Whittle

1. ~~Try to want what you have and not what you don't have.~~  
Try to ~~want~~ want what you have and not what you don't have. It makes such a difference! For example, if you are doing a task you hate, but you tell yourself you want it, you will work harder at it.
  2. Go through the motions of your day <sup>with a smile</sup> even if it's hard! ☺
  3. Do the things you think you are missing out on as well as your obligations.
  4. Try to do ALL your work with love and not anger etc. "It's not about what you do, but how much love you put in the doing." - Mother Teresa
  5. When you find yourself beating yourself up about something, instead try to think about others and something nice you can do for them. This fights negative thoughts with positive ones and takes the pressure off yourself.
  6. Every day is a fresh start. Every sunrise is potential. Be open ~~to~~ and excited to the new adventures each day holds. You can't change your past, but you can always work towards a better future.
  7. Try not to worry unless you have to. Chances are you will get through your problems somehow. If there is something you can do about a problem - do it! If there is nothing you can do about it then why worry?
  8. Be open to mistakes. Sometimes you have to make mistakes in order to learn the right way to do something.
  9. Live every day like it's your last. Recently I was watching a TV show and I heard a character say that he thought sometimes people waste their words and their moments. You never know what day is your last, or your loved one's last, so live the best you can.
  10. Life is about the journey not the destination. Enjoy the little things. Live the life you dream of. It's hard to make big changes in your life. So make little ones. Maybe you can't take that trip you always wanted to take tomorrow. But you can start to plan the itinerary and start to put a little bit of money aside now!
- +1 You can't make someone like you, even if you wish you could. Someone else's opinion is just someone else's opinion. You don't have to agree with it. All you can do is be the person you think you are supposed to be, and trust that.

If you're taking something apart and it's held together with rivets you can just drill out the rivets and continue dismantling the object.

## Dustin's Top

If your having a problem with you computer whatever you do, do not take it to best buys geek squad. I have heard way to many stories of geek squad ripping people off by giving them false information and charging obscene amounts of money for simple fixes. Find a friend that knows what there doing and can give you advice.

If you can't afford microsoft office then you can use free software called openoffice. It is a free software program that contains similar applications to that of microsoft office. You can get it for windows, mac, and linux and you will be able to open documents that were created from microsoft office.

Your garbage disposal has a small red reset button on the bottom of the disposal. If you ever try to turn on your garbage disposal and it does not work the first thing to check is make sure the reset button hasn't popped. If it has tripped then simply push in the button to reset the device.

If your going to buy a new mac computer make sure your not buying older generation hardware and wait for their hardware refresh. Apple tends to sell older hardware for a premium price so do a little research and check when the models where released.

If your car keys or house keys are hard to get inside their appropriate keyhole you can spray a little wd-40 or tri-flow directly into the keyhole to loosen the mechanisms.

## 10 Random Tips

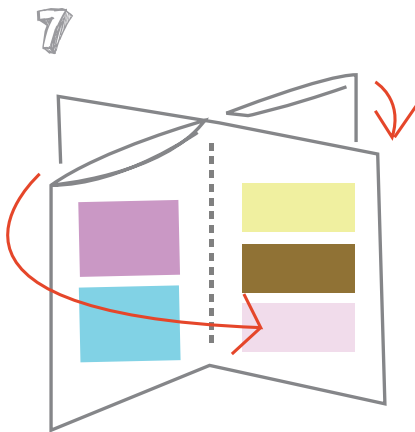
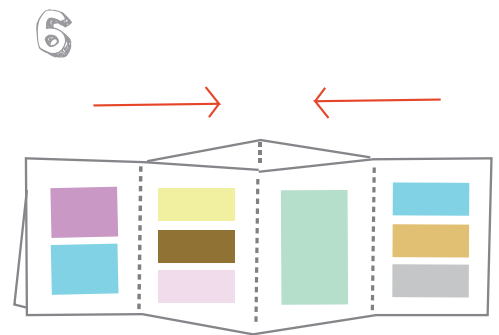
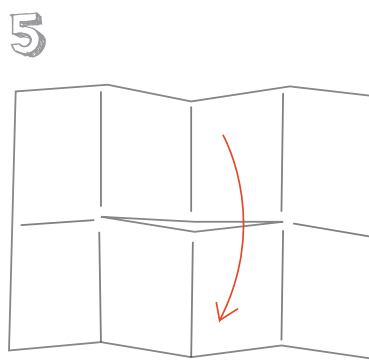
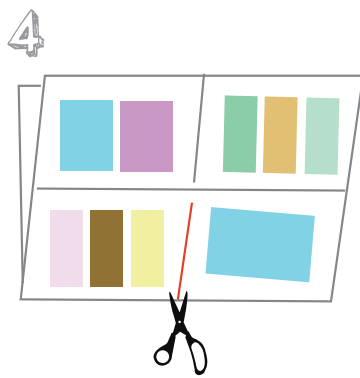
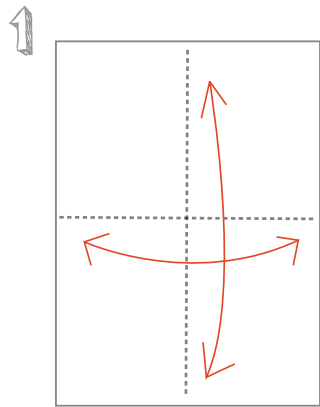
If you change your tire make sure you tighten the lug nuts after the car is off the jack.

Another easy way to check your battery is to turn on your headlights when you start your car. If your headlights dim down a lot when you turn the key then either your battery needs to be recharged or replaced.

If your car doesn't start the first thing you want to check is the battery. You can use a digital multimeter to measure the voltage of the battery. Just connect the multimeter to the positive and negative terminals of the battery and you should get a reading of 12v-12.7v on a 50v battery while the car is off. If you get a reading below 9.4v you might want to start thinking about getting a new battery. You can also check your alternator the same way, while the car is running if you get a reading of 14.4v it means your alternator is working.

When you delete a file from your computer your not actually deleting the file permanently, the file is still on your hard drive and is not really deleted until something else overwrites the "blank" space. If you have important data on a hard drive make sure you zero out the data before getting rid of the drive.

# How to make a mini Japander



8

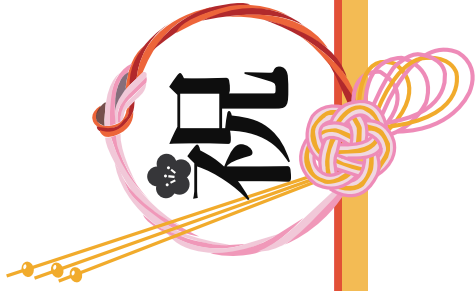


Japander is about things from I wander and wonder.  
You can keep it as a little inspiration book or give it someone!  
Issue No2 is all bout wedding in Japan that I saw.


dyernatsuko\_designs@yahoo.com



Japander



Special Congratulations,  
Steve and Cassie



Japan + Wander + Wonder = Japander.

dyernatsuko\_designs@yahoo.com

BY LINDSEY M WHITTLE

Submit images of your own time machine, or talk about what you ~~WAK~~ would do if you could time travel in the spring issue of SZ!!!

A FEW MONTHS BACK \ WAS WAITING IN LINE AT THE ATM ON MY SCHOOL S CAMPUS. THERE WERE TWO GENTLEMEN IN FRONT OF ME USING THE ATM. \ WASN T TRYING TO EAVESDROP, BUT \ ENDED UP HEARING MOST OF THEIR CONVERSATION ANYWAYS. THEY SEEMED CLOSE TO MY AGE, WHICH IS 25. ONE WAS A LITTLE BIT TALLER THAN THE OTHER, AND THEY WERE IN CASUAL CLOTHES. THEY WERE TALKING, BOTH COMMENTING ON HOW MUCH THEY HAD TO DO IN A SHORT AMOUNT OF TIME. BUT NEITHER SAID WHAT IT WAS THEY HAD TO DO. THE SHORTER ONE TO THE LEFT WHO WASN T ACTUALLY USING THE ATM SEEMED A LOT MORE CONCERNED WITH THEIR TIME CONSTRAINTS THAN THE TALLER ONE. \ DON T THINK EITHER OF THEM NOTICED OR CARED THAT \ WAS BEHIND THEM. THE TALLER GENTLEMAN WAS TAKING HIS SWEET TIME WITH THE ATM WHILE THE SHORTER ONE CONTINUED TO TALK ABOUT THE IMPOSSIBLE TASKS THEY HAD TO FINISH IN THE NEAR FUTURE. WE EVEN CITED SOME OTHER PEOPLE THAT HAD THE SAME AMOUNT OF TASKS THE TIME CONSTRAINT THAT THEY BUT WERE NOT ABLE TO COMPLETE TASKS ON TIME. \ FOUND MYSELF STANDING THERE IN A HURRY MYSELF WONDERING WHAT THESE TOO COULD POSSIBLY BE WORKING ON TOGETHER THAT WAS SO INTENSE. \ DIDN T KNOW IF THEY WERE STUDENTS LIKE ME OR IF THIS WAS WORK RELATED. HOWEVER THEY SEEMED A LITTLE OLD TO BE STUDENTS. WHILE THE SHORTER GENTLEMAN WAS EXPLAINING HOW THERE WERE OTHERS WHO DID NOT FINISH WHAT THEY HAD TO FINISH THE TALLER GENTLEMAN INTERRUPTED HIM WITH A VERY SERIOUS TONE SAYING: \ YES BUT THEY DIDN T HAVE A TIME MACHINE, AND WE DO. AS HE SAID THAT HE FINISHED HIS TRANSACTION THAT SHORT GENTLEMAN AGREED WITH HIM AND THEY WALKED AWAY. \ STOOD THERE EYES WIDE OPEN TOTALLY SHOCKED. EVEN THOUGH \ WAS IN A HURRY \ STOOD THERE THINKING, WHAT IF THEY REALLY WERE TIME TRAVELERS AND \ COULD HAVE TRAVELED THROUGH TIME WITH THEM? BUT THEN \ WONDERED IF THEY WERE TIME TRAVELERS HOW COULD THEY USE THE ATM? REALISTICALLY THEY WERE PROBABLY TALKING ABOUT AN INSIDE JOKE, OR TRYING TO MESS WITH ME ETC. BUT \ THINK ABOUT MY BRUSH WITH TIME TRAVEL ALL THE TIME AND WHAT COULD HAVE BEEN. WHERE IN TIME WOULD \ LIKE TO GO? WHAT WOULD THE CONSEQUENCES BE?



Cocktail Hour...  
By Liz Moser

Hey all! I just wanted to give some quick and easy cocktail recipes to make your cocktail hour a little more festive.

## Sweet Tea

- Cup full of Ice
- 2 ounces Sweet Tea Vodka (reminder: 2 ounces is two shots worth)
- Lemonade

--Pour Sweet Tea Vodka over ice and top off with lemonade. If it is too sweet, pour  $\frac{1}{2}$  lemonade and  $\frac{1}{2}$  water over Sweet Tea Vodka.

Perfect for a summer evening!

## Green Lantern (this will taste like a starburst)

- 1 ounce absolute vanilla vodka
- 1 ounce midori melon liquor
- 1 to 2 ounce of Red Bull

--Mix all ingredients in a cup full of ice and shake. If you do not have a shaker...take another cup and pour the ingredients back and forth into the cups until mixed. Pour into your favorite cup (ice included). Enjoy!

## Caramel Apple Martini

- 1.5 ounces of vodka (any kind you like)
- 1.5 ounces of Apple Pucker
- 1 ounce of Buttershots (It's a Schnapps)
- Caramel Sauce

--Take all ingredients and pour over ice in shaker and shake until the shaker or glass is cold (if no shaker see instructions above). In martini glass, or your favorite glass, drizzle caramel sauce around in the inside. Strain ingredients into glass so no ice gets into the glass. Add a cherry if you like and yum!!

These are just a few quick ideas to jazz up and evening with friends or give yourself a treat! Enjoy (that is if you are over 21 of course)!!




Got a rad recipe? Submit it in the next issue of Sparklezilla!

# August Garofoli

Images created by using complex differential math in the programs apophysis and ultrafractal.



## Eclipsing Seal of the Lunar Butterfly



# Symphonic Ruin

# A Pilgrimage to Alabama

by Michael Schmitz

For many years I have wanted to visit Our Lady of the Angels Monastery in Irondale Alabama and The Shrine of the Most Blessed Sacrament in Dansville Alabama. Both are a testament to the life and work of Mother Angelica, a Franciscan sister from Canton Ohio, who relocated to Alabama and founded the Eternal Word Television Network. If you would like to find out more about her and her amazing story I recommend that you read her biography, \_\_\_\_\_, Raymond Arroyo.

The Friday after Thanksgiving, my friend Jerry and I set out on a road trip that would take us many interesting places and eventually, to our destination in Alabama. Leaving Northern Kentucky early that morning, we first headed south on I-75 towards Atlanta where we were supposed to meet some friends



Krystal

for dinner later that evening. We both enjoy taking the scenic route therefore we did not stay on the expressway for very long. I think the journey itself in half the fun anyway. We picked up U.S 27 in Somerset Kentucky and after stopping for lunch at a Krystal, continued south into Tennessee.

We drove through Kingsport Tennessee, the destination for the annual "Santa Train" which distributes gifts to children in Appalachia. Zigzagging through the mountains of Southeastern Tennessee, Jerry asked me if I had ever been to the Lost Sea. I replied, "No, I've never heard of it." So we made a detour and got there just in time for a tour. The lost Sea is the largest underground lake in the world. For \$15 you get a half-hour cave tour and then a boat ride on the five acre underground lake.



Kingsport TN

Unfortunately the battery in my camera went dead but it was well worth the \$15 to behold. It was very similar to the underground lake depicted in Harry Potter and the Half-mood Prince.

After almost running out of gas in Dawsonville Tennessee, the scenery began to change. The mountains behind us, tall straight pines were everywhere. Crossing into Georgia, we continued on the back roads all the way to Atlanta and horrible traffic. After meeting up with our friends for dinner, we headed west to our hotel in Carrolton Georgia.

friends for dinner, we headed west to our hotel in Carrolton Georgia.

Saturday morning we headed west on I-20 (the straightest, flattest road I've ever seen) towards Birmingham. We stopped for lunch at a Zach by's, really good chicken! Reaching Birmingham, we played golf at the Robert Trent Jones Golf Trail course there. It was the hilliest, ridiculously difficult golf course I've ever played. Very scenic, but it was like hitting from one mountaintop to another

Coming over the crest of a hill in the golf cart was too much like a roller coaster, and the cart wouldn't stop until you got to the bottom of the hill and that's with the break on! Next we stopped at Birmingham racecourse for a look around. They used to race horses there, but now it is just a dog track.

Place  
Postage  
Here

Our next destination was Our Lady of the Angels. We arrived just in time for Benediction. It was very beautiful setting. However, since it was Saturday, however, there were no yours of the EWTN studios.

Saturday night we stayed in Cullman AL and ate at Jerry's favorite restaurant, Johnny's Bar-B-Q. Sunday we went to Mass in Hanceville at the Shrine of the Most Blessed Sacrament. It was situated on about a thousand acres of rolling grassy hills. Across the plaza from the Shrine is a castle which houses a gift shop. Later I found out that you can tour the castle, however, we did not know this when we were there. We assumed wrongly that it was part of the convent! I guess we'll have to go back again sometime. Inside the Shrine you can hear the sister angelic singing from behind a screen. It was very inspiring.



Our Lady of the Angels and the EWTN studios, Irondale AL



Saturday night we stayed in Cullman AL and ate at Jerry's favorite restaurant, Johnny's Bar-B-Q. Sunday we went to Mass in Hanceville at the Shrine of the Most Blessed Sacrament. It was situated on about a thousand acres of rolling grassy hills. Across the plaza from the Shrine is a castle which houses a gift shop. Later I found out that you can tour the castle, however, we did not know this when we were there. We assumed wrongly that it was part of the convent! I guess we'll have to go back again sometime. Inside the Shrine you can hear the sister angelic singing from behind a screen. It was very inspiring.



Saturday night we stayed in Cullman AL and ate at Jerry's favorite restaurant, Johnny's Bar-B-Q.



The Castle

Our final stop was The Ave Maria Grotto which is at a Benedictine Monastery in Cullman AL. It turned out to be the hilliest our our trip. The Grotto and the surrounding miniatures were built by Brother Joseph Zoetle between 1912 and 1958. Some are fanciful creations and others are replicas of famous building throughout the world. It is well worth your time in you are ever near Birmingham!



The Ave Maria Grotto

Place  
Postage  
Here



St. Pius X and the Basilica at Lodes



Various replicas



A Chipmunk crossing

Have you had any exciting travel experiences recently?  
Share them in the next issue of SZ!

Place  
Postage  
Here



St. Peter's and a cat



The cat drinking

The cat kept following us as we went through and politely posed for some pictures too.





Lights,

Music,

Action:

A candid interview with Jeff Blanchet about the  
Blanchet Family Light Display!

By Lindsey Whittle

If you have never visited 101 Breckinridge Ct in Newport, KY during Christmas or Halloween you are missing out. I have been visiting The Blanchet's Christmas Lights Display every year for the last 4 or 5 years. I first heard about it from a friend. She read about an interesting Christmas light display in the newspaper and we decided to check it out. I was so impressed by their show that year that I remember being a little bored when I visited the Cincinnati Zoo's "Festival of Lights" that year. Since then visiting the Blanchet's display has become part of my Christmas tradition, and I bring new people to see it any chance I get. For those of you that have no idea what I am talking about, the Blanchets sync a very impressive light display to a playlist of Christmas music that you can listen to from the radio in your car. When I first started going to this display there were different strands of lights and would flash to different parts of the music. Every year it seems to get better and better, because this year at first it would appear that the house was outlined with strands of colored lights, when really there were layered strands of lights that were solid colors, creating the ability to isolate different colors when needed. The lights pulsed and dimmed to the music creating many layers to the display. My favorite thing to do is tell my passenger that we are going to look at Christmas lights, and I wait for my unsuspecting passenger to figure out what is in front of them. I play Christmas music on our drive there and then I just change the channel when I pull up to the house. One of my friends when she figured it out yelled "oh boy!" really loud, and my mom when I brought her said "if I didn't know better I'd think those lights were flashing to the music." I have visited this display on weekdays and weekends and the street is always lined with cars wanting to see the show. Now that I know about their Halloween display, I'm sure that will find it's way into my Halloween traditions as well. I had the opportunity to interview Jeff Blanchet through email and ask him all the questions I have always had about his family's display. This is what he had to say:

LW: I read your website and I know it explains how you got your start. But do you think you could briefly explain how you got started with your light and music displays for our readers? Would you consider it to be a hobby of yours? If so that is an amazing hobby!

I started looking into how he did it and found out how easy it was. Okay that may be relative since I'm into computers but if you break it down and go slow, it really is easy but time consuming and tedious.

JB: Yes it is definitely a hobby of mine and I usually drag the entire family in on it. I've always liked having something different in my Christmas display. I don't have icicle lights or the blow-ups just for that reason. I used to have a projector that displayed an image on the garage door that made my display unique. A few years before I went big, I had a small 6 channel control box that let me have 6 areas of my display light up at different times and had different patterns to it. It wasn't synced to music or anything like that but it was different.

I then realized that people all over the country were doing the same thing and I could buy pre-packaged devices from a company called Light-O-Rama that made everything ready to go. I downloaded their software and started playing around with how to synchronize the music. I started with some songs that others had used and adapted it to what I wanted to do with my house in 2006. I originally was going to start with 1 box with 16 channels but I started with 3 boxes with 48 channels.

Right before Christmas in 2005, I saw a video on the internet of the display in Mason, OH. It was the first time I saw a house synced to music like that and I couldn't believe that it was close to my house (1/2 an hour).

You can read my history of my display on my website at [www.blanchets.com/christmas](http://www.blanchets.com/christmas)

LW: How long does it take you to set out your displays? Is it really complicated to set up?

JB: Physically it takes about 20-24 hours to set everything up but that doesn't count all the prep-work I do. I sort out all my lights in my basement to make sure all the lights work. I also have to map out where I will have all my controller boxes, I have 10 of them with 16 channels each, and which lights will plug into which channel. I take what I did the year before and add in the new lights which causes me to shift some things around.

Of course that doesn't count all the time it takes to sequence a single song for my display. Recently I've been using the same songs and just adding in the new lights which still takes time, about 5-8 hours a song, but to start from scratch probably takes around 20-25 hours to sequence everything. I really start getting serious in Mid-July but am usually thinking about it year-round.

Tear-down of my display only took 4 hours this year. It's always easier to take it all down then to put it all up.

LW: Is it strange to always have people camped outside your house? Or do you take it as a compliment?

JB: I take it as a compliment. Whenever we pass the front door, we look out to see how many cars are out there. When we are out at night and come home with people parked on the street, it's funny to see the reactions from some of them. It isn't unusual to have them applauding us as we get out of our car and people are yelling "We love your display!"

The last few years, the Saturday before Christmas, my daughter and her friends come over and we pass out candy canes to all the cars that stop by. Some ask for me and I go to their car to talk about my display.

LW: What is it like to be inside your house with lights flashing all the time?

JB: It isn't that bad. Our main living space is in the back of the house so we don't really notice them that much. We also have blinds behind the lights that blocks out most of it and makes the display outside look better. The show only runs to 10 during the week and 11 on the weekends so the lights aren't flashing when we are trying to sleep.

LW: How do your neighbors react to your displays? Do they like them or does it frustrate them? I think if I was your neighbor I might not even bother to put out my own lights!

JB: I haven't had any complaints. Most tell me they like my display or give me a hard time saying "Are you putting up more lights?" but it's all in good fun. They seem to enjoy it. I think having the show end at a decent time alleviates issues with the neighbors. I think my Son is the biggest critic since I make him park his car on the side of our house instead of the front so there is more room to park.

LW: What are some of the interesting reactions people have had to your displays. For example I took my cousin to see your display and she reacted by saying "Wow who lives here an astronaut?"

JB: I've heard some good ones from the kids. I hear them asking their parents if they could do that at their house. I have some kids say "You are amazing!". I know many of those in the neighborhood say their kids make them stop by every time they are out. "I want to see the house that sings!"

LW: Have you ever had people come to your door like a pizza man while the displays were on? If so what was their reaction?

JB: The pizza man or others haven't really made any comments about the display really. I did have a Politian that was going door to door one year ask about my display. We talked more about my display then we did anything else. He always has a huge display but it isn't synched to music.

LW: I visit your display every year and I feel like it was REALLY evolved over the years. It is very exciting! Do you have any big plans for the future with your displays?

JB: At this point I don't have big plans. I've added many of the items I had seen since I started. There are a few small things I may do but right now I'm more interested in getting more the LED light strings where I can change the color of the lights. It would simplify the setup but could add to the programming. It would allow me to put a single strand of lights instead of 4-6 (1 of each color). It would also allow me to have any color I want. So that would be my biggest plan is to use more of the color changing LED light strings which I used for my arches for 2009.

LW: Do you have any other comments for our readers?

JB: One question I always get is how big is my electric bill. It really isn't that much different than my normal bill. Using mostly LED lights now, I could technically plug every light I have into one outlet. They use so much less power than regular incandescent lights that it doesn't add much to the electric bill. Add that to the fact that the lights are actually off more than they are on and the bill really isn't bad at all and I'm sure it is cheaper than others with MANY less lights but leave them on all night long.

It really is a fun hobby and if anyone is interested, the best place to start is [www.planetchristmas.com](http://www.planetchristmas.com) and [www.lightorama.com](http://www.lightorama.com). Both have excellent

resources and many others that have displays just like mine. Many are larger then what I have. The user communities are very helpful to newbie's as everyone remembers when they first started and needed help themselves. Most of my ideas come from others that have done it before.


Almost forgot! Don't forget about my Halloween display. It has been growing every year! You can see information about that at [www.blanchets.com/halloween](http://www.blanchets.com/halloween).

Thank you for interviewing me!

A special thanks to Molly Donnermeyer who helped facilitate this interview.

Do you have an interview or interesting venue like this light display that you would like to share? Email it to: [sparkles@illamagazine.com](mailto:sparkles@illamagazine.com)


FOUND:



AN AMAZING PINK OBJECT ON THE UNIVERSITY OF CINCINNATI CAMPUS 2 8 10. CALL 555-5555 FOR MORE INFORMATION

BY LINDSEY M WHITTLE

## NINJA SOUNDS:






“Selections From a Day” Works on paper by Molly Donnermeyer












# Jenn Struckman

Visit <http://passing-afternoon.deviantart.com/> <http://insolsticereign.blogspot.com/>



# DRAWING LOVE

BY LINDSEY WHITTLE




HAVE WE EVER  
TALKED ABOUT  
THE FACT  
THAT YOU  
ARE A  
WHITTLE AND  
I AM A  
CARVER?


I have a bachelors in painting and have recently gone back to school for a second degree in fashion design. For reasons that I don't understand my current program requires me to take basic drawing 1 classes despite my earlier degree. In my attempt at being optimistic as well as my trying to process the differences between design and fine art. I wanted to share some my recent drawings and thoughts about drawing here.

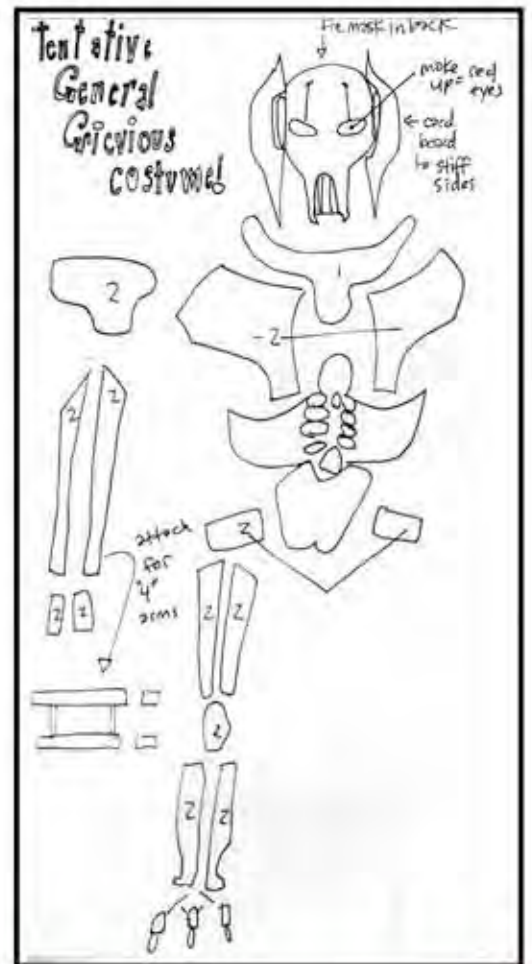
When I approach a drawing I like to be open to what that drawing will become. This is how I try to approach my life and the rest of my work also. For example, in my everyday life, if someone calls and me and invites me on an adventure I may change my initial plans for the day. The same goes for my drawings; I have a general idea in my mind when I start to draw, but I am open to new directions and evolutions that I may not have initially seen coming. In general I am not interested in my drawings becoming perfect hyper realistic replications of my subject matter. I would take a picture if I wanted something to be that hyper realistic.


I want my drawings to become their own. I want them to have personality and character, to reflect my interpretation of reality. If I had to define drawing I would loosely define it as mark making. But that's a pretty open statement because most days I consider the things I wear everyday to be "drawings." I see a piece of paper like it was an empty room, and I question how I want to fill the room. I usually cut straight paper into curved shapes. I feel like the straight edges restrict the content of the page to the page, where as drawings on curved paper feel like they go beyond the edge of the paper. I often long for ways to make drawings more interactive with my viewers so I draw stickers and coloring books etc. Presently I would say I know one of my drawings is successful if I can giggle at it a little bit when I am finished. Lastly I never want to take myself too seriously and I never want my drawings to be limited to a particular style. I hope I always evolve and move forward in my drawing. But to be perfectly honest all of these thoughts are subject to change as I continue to learn and grow.



It's  
Everybody's  
birth-  
day!







# **My Favorite Shows of the 1980s Part 2**

**By Rob Langenderfer**

Pyle and Catherine Bach) villainously comical Boss P. Coltrane (James Best). The plots were often very repetitive, but the show did not suffer for it. It was fun and enjoyable and a fine way to relax.

The Dukes of Hazard was a program that became a major fixture that my brother Tim and I used to watch together on Friday nights. We saw Bo and Luke Duke (John Schneider and Tom Wopat) perform amazing stunts in the General Lee, and Uncle Jesse and Daisy Duke (Denver Hogg (Sorrell Booke) and his comically bumbling assistant Sheriff Roscoe

Transformers was one of my all-time favorite cartoons, and it has made a successful transition to the big screen (at least in a money-making sense) as Transformers: Revenge of the Fallen (the second in the franchise of live-action films with CGI robots) made over \$400 million in 2009, the highest-money-making film of all time. The plots were extraordinary simple as the heroic Autobots (led by Optimus Prime, voiced by Peter Cullen) battled the Decepticons (led by Megatron and later Galvatron, who was voiced by animation voice acting legend Frank Welker, who was the voice of Fred on all the incarnations of Scooby Doo and who reprised his voice role of Sound Wave for the second film) with often the fate of Earth and sometimes even the universe in the balance. My brother and I used to enjoy watching this show tremendously together.

G I Joe: A Real American Hero was made by Hasbro, like Transformers, and in one episode at least there was a subtle crossover between the two that at least for me and other sophisticated members of the audience who had been watching both shows throughout the time that they were on the air brought a wink and a smile to our faces as at the very end of one later Transformers episode, the enigmatically plotting character of Mr. Snake was revealed to be Cobra Commander! This show featured a special unit of the U.S. military that was trained to fight Cobra, a secret terrorist organization that was set on ruling the world and seemed to switch leaders every time a new mini-series came out! The old leaders of Cobra always managed to stick around even though the conflicts between the old and new leaders provided a secondary plot point on a number of shows (as did the conflict between Megatron and Star Screamer on Transformers). My brother and I also used to watch this show together regularly.

Go-Bots is one other cartoon from the 1980s that is worth a mention. Somewhat similar to Transformers, it had its own unique charm in part because the political realities of the time (the threat of Communist China and the fact that the U.S. air defense had its command at NORAD in Wyoming) were present in the stories. Leader-1 and his fellow Go-Bots and human allies battled against Cy-Kill and his Renegade Go-Bots. The different Go-Bots (like the Transformers, could transform to and from a vehicle to a robot and back) and both series, like G I Joe had toy lines which the shows were created to promote.

The Baseball Bunch was a fantastic show with a catchy theme song in which the host, Reds' catcher Johnny Bench, brought on different major league players, like Andre Dawson and even retired stars as legendary as Ted Williams, to teach children the fundamentals of how to play baseball. Dodgers' manager Tommy Lasorda always appeared as "The Baseball Wizard." For a long time The Baseball Bunch was followed back-to-back on Sunday afternoons with the equally memorable This Week in Baseball. When I would watch Baseball Bunch followed by This Week in Baseball with ads for Gatorade and Big League Chew thrown in between them, I would go completely baseball crazy and be ready to listen to a Reds' game or check out a book on baseball from the library.

This Week in Baseball was a program filled with highlights of the previous week's baseball news and fantastic plays. Hosted by Yankee broadcasting legend Mel Allen, the show helped to educate fans both young and old to the hottest teams and players in baseball at that time as well as some of the great players and figures of the game's past, like when Mel Allen's old broadcasting rival with the Brooklyn Dodgers and later partner with the Yankees, Red Barber, died. One couldn't help but shed a tear as one heard Mel Allen's recollections of Barber's career and of Barber as a person. The show has even continued after Allen's death, with a brief recording of his voice at the start of the program, but with him not doing the actual narration, it isn't the same. Still, it will forever stand as one of the things that helped to spark my interest in baseball 25 years ago.

Different Strokes was another show that I enjoyed a great deal as it told of the exploits of Arnold and Willis Jackson (played by Gary Coleman and Todd Bridges), two African-American youngsters who were adopted by the millionaire Philip Drummond (played by Conrad Bain) after their mother (who had been Drummond's housekeeper) died. Drummond's daughter Kimberly (played by Dana Plato) was also in the show. Arnold always had a way of making very witty comments, and the show was a program that really did successfully blend drama and comedy. Even my mom used to enjoy watching this show with Tim and myself.

He-Man and the Masters of the Universe was another show that remains close to my heart 25 years after I watched it. He-Man and his colorful allies, including Battle Cat, Man-At-Arms, Teela, Orko, the Sorceress and others fight the evil forces of Skeletor, Beast Man, Evil Lynn, Mer-Man, and others. The shows had more of a theme and a plot than some Transformers and G I Joe stories, and although occasionally it could be slightly preachy, that was part of its charm as well as the charm of its (literal) sister spinoff series She-Ra: Princess of Power, which was just about as good as the original. She-Ra (He-Man's sister) and her allies Swift Wind, Bo, Glimmer, Queen Angella, and others fought Hordac, Shadow Weaver, Catra, Mantenna and the other forces of the Evil Horde, a Nazi-like corrupt empire that ruled many different planets.

Super Friends had a number of different incarnations. Personally I found the later episodes to be better than the early ones, and like most people the episodes where they battled the Legion of Doom were among the best. Superman, Wonder Woman and Bat Man generally took center stage with supporting help from many other heroes, battling threats from a large number of villainous characters, including Lex Luthor and Myxlplick.

Scooby Doo and Smurfs were also cartoons to which I was particularly attached for a long period of time. They had pretty engaging stories, but they did not have quite the level of space-oriented plots that connected the cartoons listed above or in the previous article, however remotely, to the kinds of programs that I would watch and be interested in (on both a fiction and non-fiction basis) for the next twenty years that would cement their places among my favorite TV shows of the 1980s. That having been said, in terms of sheer numbers of programs, I watched more things more regularly during the 1980s than in either of the decades after that. I am not sure whether that's good or bad, but it is a fact. It also made the television a force to be reckoned with in my childhood, but some of these shows, like The Baseball Bunch, Voyagers, This Week in Baseball and Star Trek helped to inspire trends in my reading habits that encompass sports, history and science fiction that remain with me to this day. However much other people (and even myself) laugh at some of the basic nature of the plots of these shows, they did help to shape in some small way my personality and the things in which I still find pleasure. If you think back to your childhood, you may discover the same things.

Have you experienced an amazing movie or TV show recently? Tell  
Tell us about it!! [SparklezillamagazineATgmail.com](mailto:SparklezillamagazineATgmail.com)


HAPPY  
VALENTINE'S  
DAY

LOVE,  
SPARKLE-  
ZILLA



Paper Mache  
Its just that extreme

# Found:



An amazing drawing at Baker Hunt Cultural Art Center 1/23/10. Call 555-5555 for more information

Have you ever picked up something awesome and wanted to share it?

Share it in the next issue of Sparklezilla!!

# FOUND:




An Amazing Drawing at the Valley Thrift Store in Evendale, Ohio on 1/5/10. Call 555-5555 for more information.

# STXX WAXX :

## THE ART EXPERIENCE

BY LINDSEY M WHITTLE

I LOVE STAR WARS, AND I LOVE TEACHING. SO IT SHOULD COME AS NO SURPRISE WHEN CINCINNATI ARTIST, CHRISTIAN SCHMIT ASKED ME IF I WANTED TO CO-TEACH A STAR WARS ART CLASS WITH HIM THE ANSWER WAS A VERY ENTHUSIASTIC YES!



I HAVE BEEN VERY PRIVILEGED TO WORK WITH CHRISTIAN FOR A FEW YEARS NOW AND ACTUALLY I WAS ONE OF HIS STUDENTS IN 2002 AT THE ART ACADEMY OF CINCINNATI. SO I FEEL LIKE I CAN SAY THAT CHRISTIAN TEACHES BY EXPERIENCE. MOST OF HIS CLASSES HAVE SOME KIND OF A PREMISE OR IDEA BEHIND THEM, TO HELP CREATE EXCITEMENT OR GUIDE HIS STUDENTS. CHRISTIAN IS VERY SKILLED AT CREATING MOMENTUM FOR THE PROJECTS HE ASSIGNS. IN MOST OF HIS CLASSES EACH STUDENT IS FREE TO MAKE WHATEVER THEY ARE INTERESTED IN MAKING, EVEN IF IT HAS NOTHING TO DO WITH THE THEME. CHRISTIAN AND I ALSO MAKE THINGS IN THE CLASSES. THE TEACHING HAPPENS FROM WATCHING CHRISTIAN AND I WORK, AND FROM US EXPLAINING HOW TO MAKE SOMETHING WHEN THE STUDENTS CAN'T FIGURE IT OUT ON THEIR OWN. BUT TO BE FAIR CHRISTIAN AND I ALSO LEARN A LOT FROM THE STUDENTS. SOMETIMES PARENTS AND OTHER LOCAL CINCINNATI ARTISTS THAT ARE FRIENDS OF CHRISTIAN AND I HANG OUT AND CONTRIBUTE TO MAKING THINGS ALSO. DID I MENTION THAT THE SUPPLIES FOR THESE CLASSES ARE PRIMARILY RECYCLABLES?

I THINK WHAT I LOVE MOST ABOUT TEACHING WITH CHRISTIAN IS THAT THE VALUE OF CREATIVE BEHAVIOR IS A HUGE FOCAL POINT IN HIS CLASSES, WHETHER HE REALIZES IT OR NOT. EVERYTHING MADE IN THESE CLASSES ARE IMPORTANT TO US. WHEN YOU COME INTO OUR CLASSROOM AT BAKER HUNT CULTURAL ART CENTER IN COVINGTON, NO IDEA IS IS SILLY OR UNIMPORTANT.

THAT'S WHAT MADE OUR STAR WARS CLASS SO SPECIAL. IT TOOK ME ALL THE WAY TO COLLEGE TO LEARN THAT IT IS UP TO THE ARTIST TO DECIDE WHAT IS IMPORTANT ENOUGH TO MAKE ART ABOUT. IF I WANT TO MAKE ART ABOUT THE POWER RANGERS, SUPERHEROES, OR STAR WARS ETC, I CAN. SO CHRISTIAN AND I WHO ARE BOTH BIG STAR WARS FANS WERE ABLE TO SHOW OUR YOUNG STUDENTS THAT MAKING ART ABOUT YOUR PASSIONS IS SUCH AN EXCITING AND MOTIVATIONAL EXPERIENCE. CHRISTIAN SET UP A PROJECTOR IN THE CLASSROOM, AND HE SHOWED DIFFERENT STAR WARS FILMS EACH CLASS. WE HAD A TABLE FULL OF STAR WARS BOOKS, MAGAZINES, AND COMICS ETC. WE WOULD ASK TRIVIA QUESTIONS AND LOOK UP BACKGROUND INFORMATION ABOUT DIFFERENT CHARACTERS, AND I ATTEMPTED TO DRESS UP AS DIFFERENT STAR WARS CHARACTERS EVERY CLASS! EVERYONE IN THAT CLASS (INCLUDING SOME OF THE PARENTS) WERE SO EXCITED TO BE THERE, TO MAKE STAR WARS THINGS, AND TO TALK ABOUT STAR WARS ETC. YEA STAR WARS! IN THAT SENSE WE WERE ABLE TO TEACH COMMUNITY AND COLLABORATION PURELY THROUGH ENVIRONMENT.

ANOTHER AMAZING PART OF CHRISTIAN'S TEACHING PROCESS IS HIS ABILITY TO SHOW STUDENTS THAT THEIR IDEAS, NO MATTER HOW RIDICULOUS, ARE POSSIBLE. STUDENTS WOULD COME IN WITH PICTURES OF VERY DETAILED SHIPS AND WE WOULD SHOW THEM HOW CUT CEREAL BOXES, HOT GLUE, AND PAINT ETC COULD BRING THOSE SHIPS TO LIFE. NO MATTER HOW BAD OR BUSY MY WEEK WAS, I COULD GET THROUGH IT BECAUSE I KNEW ON THE WEEKEND I WAS GOING TO MAKE STAR WARS STUFF WITH OTHER DEDICATED FANS! WHAT A TREAT IT WAS TO SHARE MY PASSION WITH

## OTHER CREATIVE PEOPLE.

CHRISTIAN AND I WERE SO EXCITED ABOUT THIS CLASS WE WENT ALL OUT FOR THE ART SHOW. WE DARKENED THE WINDOWS WITH CUT BLACK TRASH BAGS AND PUT WHITE CHRISTMAS LIGHTS BEHIND THEM TO LOOK LIKE OUTER SPACE. WE HAD AN ENTRYWAY OF WEAPONS AND LIGHT SABERS SHOWCASED ON STAR WARS DECORATED MANNEQUINS. THERE WAS A SPACE SECTION, ATAT WALKERS ON A SNOW WORLD AND POD RACERS ON A SAND SECTION ETC, TRYING TO COVER A RANGER OF STAR WARS PLANETS. ABOVE EVERYONE'S HEADS WE HUNG A FLEET OF STAR DESTROYERS AND OTHER SHIPS THAT HAD BEEN MADE DURING THE COURSE OF THE CLASS. THEY ALMOST SEEMED TO BE HAVING A BATTLE RIGHT IN FRONT OF OUR EYES. WE HAD SOUND EFFECTS, AND A PROJECTOR WITH STAR WARS TRIVIA. THE NIGHT WAS FILLED WITH STAR WARS COSTUMES AND THEMED FOOD INCLUDING BANTHA SNOT DIP AND AN AMAZING R2D2 CAKE. WE WERE NOT ONLY ABLE TO REWARD THE STUDENT'S HARD WORK WITH AN ART SHOW FOR THEM TO SHOW THEIR FRIENDS AND FAMILIES, BUT WE WERE ALSO ABLE TO BRING THEIR FAVORITE SCIENCE FICTION

WORLD TO LIFE FOR A NIGHT. LOOK-  
ING BACK ON THIS CLASS AND THE ART  
SHOW I THINK ONE THING IS VERY CLEAR,  
THE FORCE WAS WITH US!



Are you or someone you know interested in taking classes  
at Baker Hunt? Visit [www.bakerhunt.com](http://www.bakerhunt.com) for more details.



# VAMO's Cooking from JAPAN

No1

Hello everyone! I am Vamo. I live in Gifu, Japan. I am a black dog, 2 years old. Today I would like to introduce Sushi, 寿司 which is one of the most popular Japanese traditional foods. Japanese people used to eat sushi as high-quality foods for special days to celebrate. But nowadays cheaper sushi restaurants such as kaiten-sushi shops are popular and we often eat sushi like eating hamburgers. Japanese people also eat Temaki-sushis at home. Temaki-sushi means to make sushi by hands by yourself. I think we can use any stuff whatever you want to try.

Let's make sushi 寿司 and eat!

## Preparing rice.

Rice is a staple diet in Japan, so most households have a rice cooker. However you can cook rice by a vegetable's steamer or a pot.

### Ingredients & Utensils

- 3 cups of **short grain rice**
- A big bowl to wash your rice
- A heavy medium-sized pot with a tight fitting lid

### Wash rice

- Measure 3 cups of raw short grain rice.
- Wash the rice in a big bowl of cold water. Gently rub the grains together with your fingers. The water in your bowl will quickly turn a milky colour.
- Carefully tip your bowl to drain off the cloudy water.
- Fill your bowl with fresh water and repeat the process a few times.
- Place the rice in a sieve and let it drain for about half hour



## Cooking rice.

1. Place 3 cups of washed rice into a heavy saucepan
2. Add 3 cups of water
3. Make sure to put on a tight-fitting lid and bring to a boil on high.
4. **Never remove the lid!**
5. Turn heat to low and let your rice simmer for 15 minutes
6. Remove pot from heat.
7. Lift the lid and stretch a tea towel over the pot. Replace the lid and let the rice finish steaming for another 15 minutes.

## Preparing sushi vinegar.

Nowadays sushi vinegars are sold at grocery stores in Japan, but when I was a little, my mom always made it at home. It's easy!

### Ingredients

- 7.5 cups of **cooked rice** (3 cups of rice become 7.5 cups of cooked rice)
- 1/2 cup of **rice vinegar**
- 2 tablespoon of sugar
- 1 teaspoon of sea salt

### Preparing

1. Combine the rice vinegar, sugar and salt in a small sauce pan. Dissolve over medium heat using a small whisk. Don't allow the mixture to reach a boil.
2. Allow the vinegar solution to cool.

## Making sushi rice.

Sushi means vinegar rice with some stuff

1. Transfer your cooked rice to a big bowl
2. Spread the rice evenly.
3. Sprinkle vinegar mixture evenly over the rice and fold it into the rice with the spatula. Don't stir as this will break the grains.
4. As you fold the rice use one hand to cool the mixture with a fan. This might take about 10 minutes.



## Preparing stuff(for 4 person).

- 7.5 cups of sushi rice
- 7~8 sheets of nori (toasted seaweed)
- some sashimi( raw fish such as tuna or salmon, if you cannot get them, no problem)
- some cooked shrimps
- some ham or sausages
- some cooked chicken.
- cheese
- avocado (one of my favorite stuff for sushi)
- 1 cucumber (or English cucumber)
- 1 canned tuna
- 1 canned corn
- Lettuce
- Some radish sprouts
- Perilla ( you can use rockets or basils instead of perillas)
- 2 tablespoons of mayonnaise
- Soy sauce
- Wasabi( Japanese hoseradish)



These stuff are popular for Temaki-sushi in Japan. I often use deep-fried stuff such as tonkatsu or tempura for sushi, too. However some of them are difficult to get in your place. Feel free to change stuff. You may find new taste.

1. Cut sashimi, ham, sausages, chicken, cheese, avocado and cucumber into sticks.
2. Drain tuna off liquid and mix it with 1 tablespoon of mayonnaise.
3. Drain corn off liquid and mix them with 1 tablespoon of mayonnaise.
4. Tear lettuce.
5. Remove roots of radish sprouts
6. Cut a nori into 4 sheets
7. Pour soy sauce to a small plate and put a little wasabi on it, too. If you do not like spicy food, just pour soy sauce.



Let's eat.(^O^)/

## How to make Temaki-sushi.

You can use lettuce to roll stuff instead of nori,

1.



Put a little rice on nori.

2.



Put stuff as you like on rice. Using more than a few stuff can make various tastes

3.



Fold one side of nori like a picture.

4.



Fold another side too.

5. Dip Temaki-sushi into a soy sauce and wasabi.

## A good combination recommended

Raw tuna + perilla + cucumber + avocado

Ham + cheese + lettuce + cucumber + radish sprouts

Canned tuna with mayonaise + lettuce + sausage + cucumber

Shrimp + avocado + lettuce + cucumber + cheese

**I cannot write all combinations, because there are too many.  
I think you can make any combination whatever you want.  
Just try and enjoy!**

See you again(^O^)/


VAMO



# Snow



coloring  
book



SNOW


N


DOY

2









You can print, color, and submit these pages, or submit a coloring book of your own!!



My sister is an autobot




# WHEN I GROW UP I WANT TO BE A TREE.


A RECENT EXPERIENCE FROM MY CURRENT DRAWING CLASS-FR

OM LINDSEY M WHITTLE

## ABOUT THE EDITORS . . . .



LINDSEY M WHITTLE  
IS A MAKER OF  
STUFF AND A LOVER  
OF PEOPLE!



DUSTIN SCHLEIBAUM IS  
A COMPUTER GENIOUS,  
A BUILDER OF THINGS,  
AND FIXER OF STUFF!

If you have any questions, advice or comments for Dustin or Lindsey  
OR if you would like to get in touch with any of the authors  
or artists etc please send us an email to:  
[sparklezillamagazine@gmail.com](mailto:sparklezillamagazine@gmail.com)

Check out **KN** Lindsey, s other blog thewearer!!

Like clothes?



Wear'em and Share'em at:  
[www.thewearer.wordpress.com](http://www.thewearer.wordpress.com)

[www.thewearer.wordpress.com](http://www.thewearer.wordpress.com)

[www.thewearer.wordpress.com](http://www.thewearer.wordpress.com)

[www.thewearer.wordpress.com](http://www.thewearer.wordpress.com)

[www.thewearer.wordpress.com](http://www.thewearer.wordpress.com)

[www.thewearer.wordpress.com](http://www.thewearer.wordpress.com)

[www.thewearer.wordpress.com](http://www.thewearer.wordpress.com)

[www.thewearer.wordpress.com](http://www.thewearer.wordpress.com)

[www.thewearer.wordpress.com](http://www.thewearer.wordpress.com)

Have something to share and no where to

share it?



SPARKLEZILLA



SPARKLEZILLA



SPARKLEZILLA



SPARKLEZILLA

Make something. Say something. Read something.

A totally free magazine at:

[www.sparklezillamagazine.wordpress.com](http://www.sparklezillamagazine.wordpress.com)

GET YOUR SPARKLE ON!!

[www.sparklezillamagazine.wordpress.com](http://www.sparklezillamagazine.wordpress.com)

[www.sparklezillamagazine.wordpress.com](http://www.sparklezillamagazine.wordpress.com)

[www.sparklezillamagazine.wordpress.com](http://www.sparklezillamagazine.wordpress.com)

[www.sparklezillamagazine.wordpress.com](http://www.sparklezillamagazine.wordpress.com)

[www.sparklezillamagazine.wordpress.com](http://www.sparklezillamagazine.wordpress.com)

[www.sparklezillamagazine.wordpress.com](http://www.sparklezillamagazine.wordpress.com)

[www.sparklezillamagazine.wordpress.com](http://www.sparklezillamagazine.wordpress.com)

[www.sparklezillamagazine.wordpress.com](http://www.sparklezillamagazine.wordpress.com)

Now that you have read Sparklezilla spread the word by telling everyone and by printing this poster!!